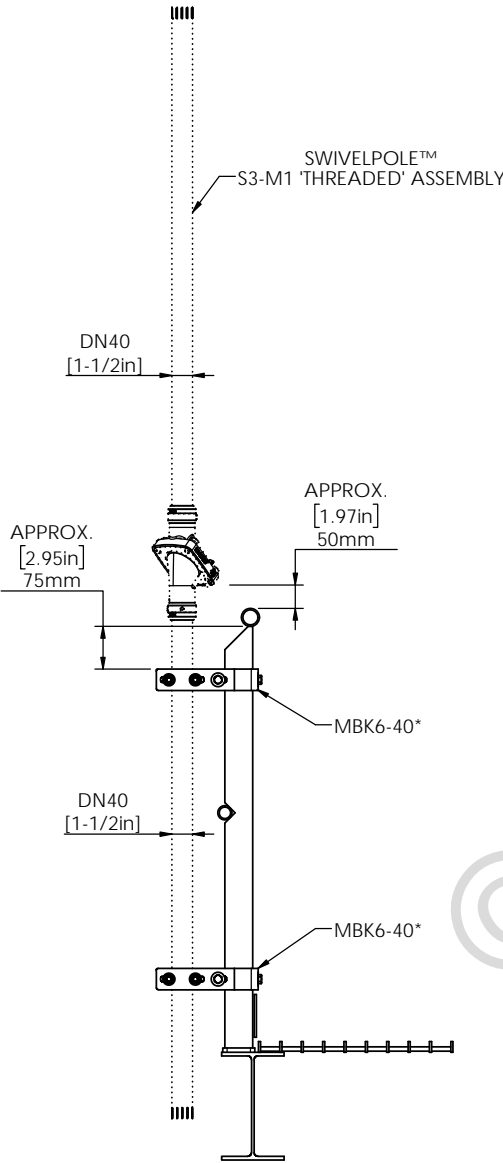


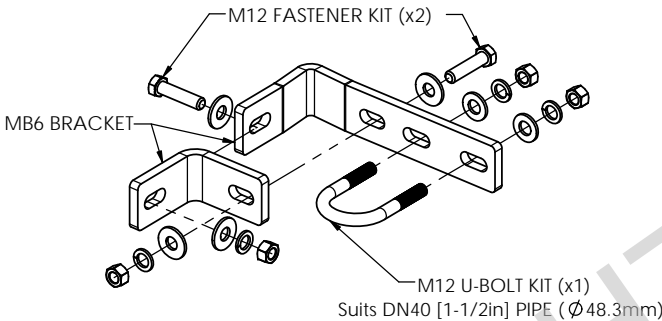
STRUCTURALLY CERTIFIED



MBK6-6-40*
TYPICAL ASSEMBLY

MBK6-40* BRACKET

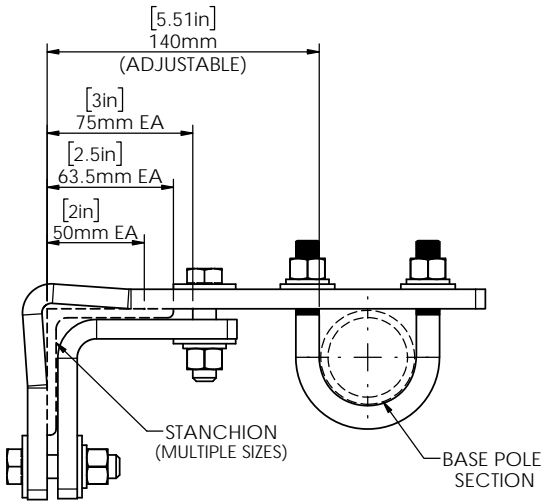
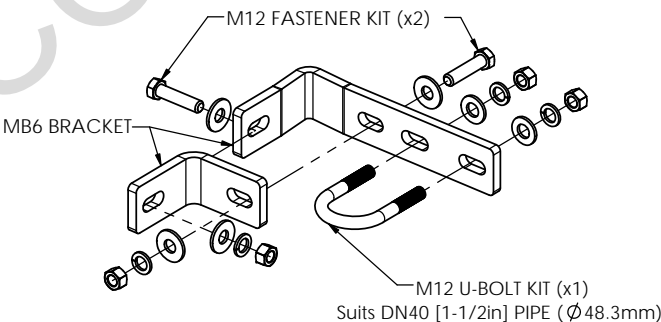
WEIGHT (INCLUDES BRACKET AND FASTENERS) = 2.2 kg [4.8 lb]



***NOTE:**
FINISH: SUPPLIED HOT-DIP GALVANIZED
AND / OR ZINC ALUMINUM
BOTH FINISHES ARE SUITABLE WITH
ALUMINUM AND HOT-DIP GALVANIZED PIPE

MBK6-40* BRACKET

WEIGHT (INCLUDES BRACKET AND FASTENERS) = 2.2 kg [4.8 lb]



MBK6 DIMENSIONS

TO SUIT 2in [50mm], 2-1/2in [65mm] AND 3in [75mm] EQUAL ANGLE STANCHION
WITH FLANGE THICKNESS FROM 3/16in [5mm] TO 3/8in [10mm]

NEC



Scan Code with
QR Reader app for more
Swivelpole™ Solutions

maxis®
PATENTED
PRODUCTS

www.maxisjoint.com

PATENTED
PRODUCTS

www.swivelpole.com

Swivelpole

This document is the property of and protected by copyright owned by Swivelpole Group Pty Ltd and or Exemplar Products Pty Ltd. The designs and other information embodied in this document comprise confidential information of Swivelpole Group Pty Ltd and or Exemplar Products Pty Ltd and form part of products covered by international patents and registered designs including US patent No 6957832 and US patent No 9945143. Unauthorised use, reproduction and disclosure are strictly prohibited. This document must not be removed from the premises of the licensed user of this document without Swivelpole Group Pty Ltd's and or Exemplar Products Pty Ltd's prior approval.		SERIES / CODE MBK		PART NUMBER MBK6-6-40*	
ALL DIMENSIONS ARE IN MILLIMETERS / INCHES		DATE 12/3/20		TITLE Swivelpole™ Mounting Bracket Kit Typical Installation with Swivelpole™ S3-M1 Client - Bracket Detail	
DRAWN BY KM		DATE 12/3/20			
CHECKED BY RP		DATE 12/3/20			
APPROVED BY RP		DATE 12/3/20			
THIRD ANGLE PROJECTION		SCALE N.T.S.		DRG No C-NEC-MBK6-6-40	
				REV 0	
				A3	